



PLB

PREFORMED LOOP FOR SAW CUTS

The PLB is designed to maximize durability, minimize water penetration, and maintain a flexible form that is easy to install and handle.

FEATURES

- Easy installation in a standard 1/4" wide loop slot
- Outer diameter of the loop cable and lead-in cable is approximately 0.23"
- All insulation is Cross-linked Polyethylene (XLPE) to withstand temperatures up to 426° F
- Cables are filled with water block gel to prevent moisture penetration
- All splice connections are soldered, sealed, and encapsulated inside the cylinder

HIGHLIGHTS

- Loop cable is flexible and can be configured for any loop geometry - no need for 45° corner cuts
- Any lead-in cable length can be provided, eliminating the need for splicing outside of the cabinet
- Variable depth of cylinder accommodates variations in the perimeter of the loop slot
- Unique design allows adjustment of the loop cable in the saw cut for an exact fit
- Extra loop cable is provided to compensate for variations in the saw cuts



Flexible

The Model PLB Preformed Loop design allows for variations in the perimeter of the loop slot. There is no need for 45 degree corner cuts.

Durable

Wire insulation and cable jackets are constructed with the optimal thickness of Cross-linked Polyethylene (XLPE) necessary to ensure a long, trouble free life. XLPE insulation provides excellent thermal, electrical, and physical properties and is recognized for its outstanding resistance to moisture and chemicals.

Ordering Information

The perimeter of the PLB Preformed Loop is 6" longer than the specified perimeter of the loop. The additional 6" of cable allows the cylinder depth to be adjusted to accommodate variations in the perimeter of the saw cut. For example: A 6' x 4' loop with 25' lead-in would be ordered as a PLB-20-25. The 20' loop perimeter will be 20' plus 6".

Model PLB - X₁ - X₂

X₁ = Loop Perimeter (feet)

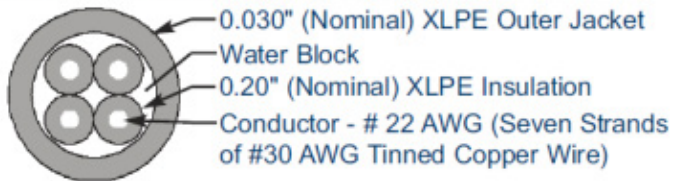
X₂ = Lead-in Cable Length (feet)



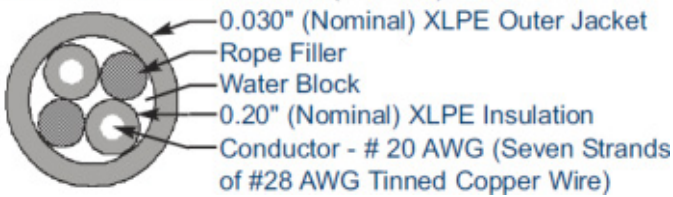
Specifications

The splice enclosure is a 0.95" diameter cylinder 3.8" long. The loop and lead-in wire splices are tightly twisted, soldered and sealed. The cavity of the splice enclosure is filled with a water block gel. The PLB is soaked in salt water for 3 days. After the 3 day soak the loop must measure greater than 999 megohms using a 500 VDC megohmmeter. The measurement is made between the copper wire and salt water.

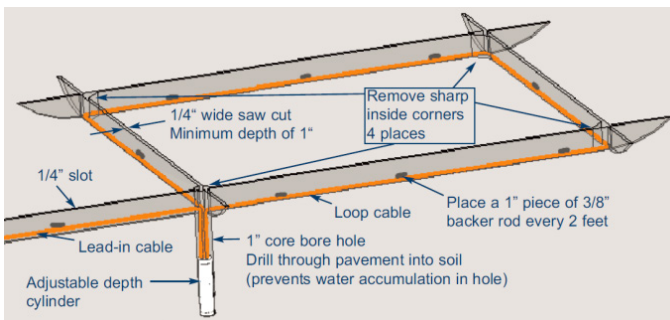
Loop Cable - 0.230" O.D. (Nominal)



Lead-in Cable - 0.230" O.D. (Nominal)



Installation



Specifications subject to local environmental conditions, and may be subject to change. All Eberle Design LLC. products are Designed, Manufactured and Tested in the United States of America in facilities that are certified to ISO quality standards. "Eberle Design Inc." and Eberle Design LLC. logo are trademarks of Eberle Design Inc. © 2024, Eberle Design LLC. Document: EDI_DATA_PLB_RevA